



# EndNote X6

Advance your Research and Publish Instantly



دانشگاه کردستان

# EndNote چیست؟

- نرم افزاری جهت ذخیره و سازماندهی منابع علمی و استفاده از آنها در نوشتن مقالات، پایان نامه ها و کتاب ها

# اصطلاحات رایج در EndNote

- مستندات یا Citation، که به منابع استناد شده در متن پروپوزال، مقاله و غیره گفته می‌شود.
- فهرست منابع یا Bibliography، که در پایان متن پژوهشی یا مقاله ذکر می‌شود.
- سبک یا Style، که مجلات مختلف برای نوشتن منابع از آنها استفاده می‌کنند.

## Getting Started with EndNote



### Learn about EndNote

Learn about the new features in this version of EndNote, and browse the help file.

A guided tour is available in the EndNote manual and Getting Started Guide pdf files bundled with the program.

### Create a new library

If you're ready to get started, your first step should be to create a new EndNote library.

### Open an existing library

Open an existing EndNote library and get started immediately.

Close

- چنانچه برای اولین بار از این برنامه استفاده می کنید پنجره مقابل برای شما نمایش داده می شود.
- با انتخاب گزینه دوم می توانید یک Library جدید بسازید.
- Library جدید را همچنین می توان از طریق مسیر File > New... ایجاد کرد.
- در صورت داشتن Library قبلی، گزینه سوم را انتخاب کنید.

# روش‌های ورود منابع به یک Library

File Edit References Groups Tools Window Help

Reference Attached PDFs

Plain Font Plain Size B I U P A<sup>1</sup> A<sub>1</sub> Σ Aa

Reference Type: Journal Article

Rating

Author  
Pagnotta, Mario  
Linda Mondini  
Codianni, Pasquale  
Fares, Clara

Year  
2009

Title  
Agronomical, quality, and molecular characterization of twenty Italian emmer wheat (*Triticum dicoccon*) accessions

Journal  
Genetic Resources and Crop Evolution

Volume  
56

Issue

Pages  
299-310

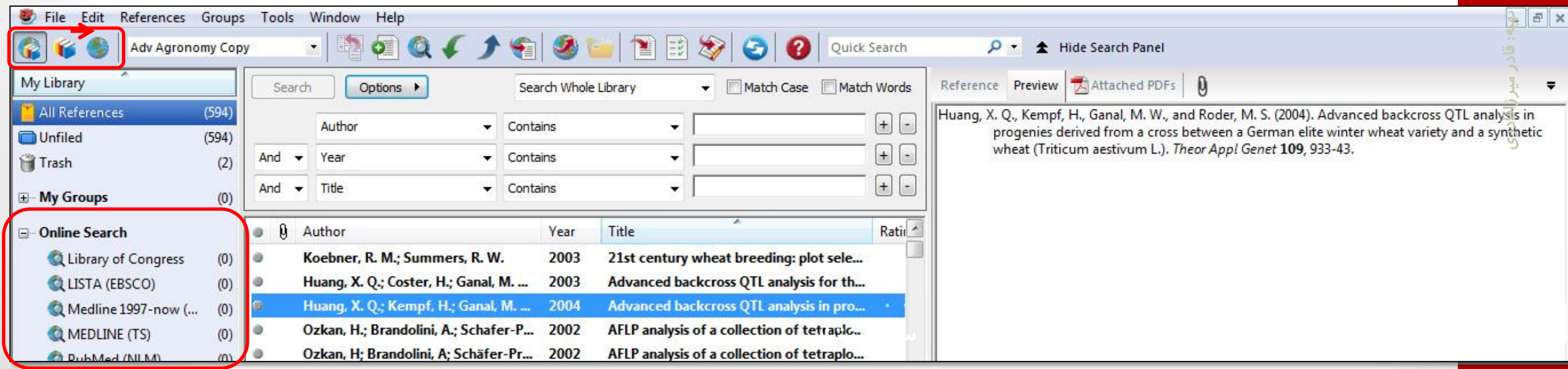
\*\* در صورت وجود کما، اولین کلمه نام خانوادگی است.

در صورت عدم وجود کما، آخرین کلمه نام خانوادگی است.

- روش اول: تایپ دستی بخش‌های منابع
- در پنجره باز شده بر روی علامت اضافه کردن منبع که در شکل نشان داده شده است کلیک نمایید.
- همچنین می‌توانید با انتخاب گزینه‌های **References > New reference** از نوار منوی بالای صفحه وارد صفحه ورود دستی منابع شوید

# روش‌های ورود منابع به برنامه

- روش دوم: وارد کردن مستقیم منابع از طریق برنامه EndNote
- در گوشه سمت چپ پنجره EndNote سه گزینه مشاهده می‌شود: گزینه اول ترکیبی از حالت آفلاین و آنلاین، گزینه دوم حالت آفلاین و گزینه سوم حالت آنلاین است. برای وارد کردن منابع از طریق اینترنت ابتدا بر روی آیکن آنلاین و سپس بر روی یکی از گزینه‌های Online Search کلیک کنید.
- مقالات برخی از این پایگاه‌ها که مهم‌ترین آنها PubMed (NLM) است رایگان هستند.



# روش‌های ورود منابع به برنامه

- برای وارد کردن منابع از این طریق باید قسمت‌های مورد نیاز پنجره نشان داده در شکل زیر را تکمیل نمایید. پر کردن تمام فیلدها مورد نیاز نیست. می‌توانید فقط کلمات کلیدی را وارد کرده و اقدام به جستجو نمایید. این پنجره در نسخه‌های ۴ و ۵ برنامه در پایین قرار دارد.



The screenshot shows the EndNote X6 interface. The 'Options' button in the search panel is circled in red. The 'Online Search' section in the left sidebar is also circled in red, with 'MEDLINE (TS)' selected. The search criteria are set to 'Author', 'Year (limiter only)', and 'Title', all with 'Contains' operators. The reference type is set to 'Journal Article'.

نکته: بعد از انجام جستجو لازم، لازم است رفرنسهای مد نظر را از بین موارد یافته شده انتخاب کرده و پس از رفتن به مسیر `References > Copy references to` آنها را به کتابخانه مورد نظر اضافه کنید.

برای این کار همچنین میتوانید بر روی آیکون مشخص شده در بالا کلیک کنید.

# روش‌های ورود منابع به برنامه

- **روش سوم:** وارد کردن منابع به صورت مستقیم از طریق PubMed، Google Scholar و یا سایر سایت هایی است که امکان انتقال نتایج جستجو از آنها به اندنوت وجود دارد. ابتدا در google عبارت Google Scholar را سرچ کرده و وارد بخش Google Scholar شوید.

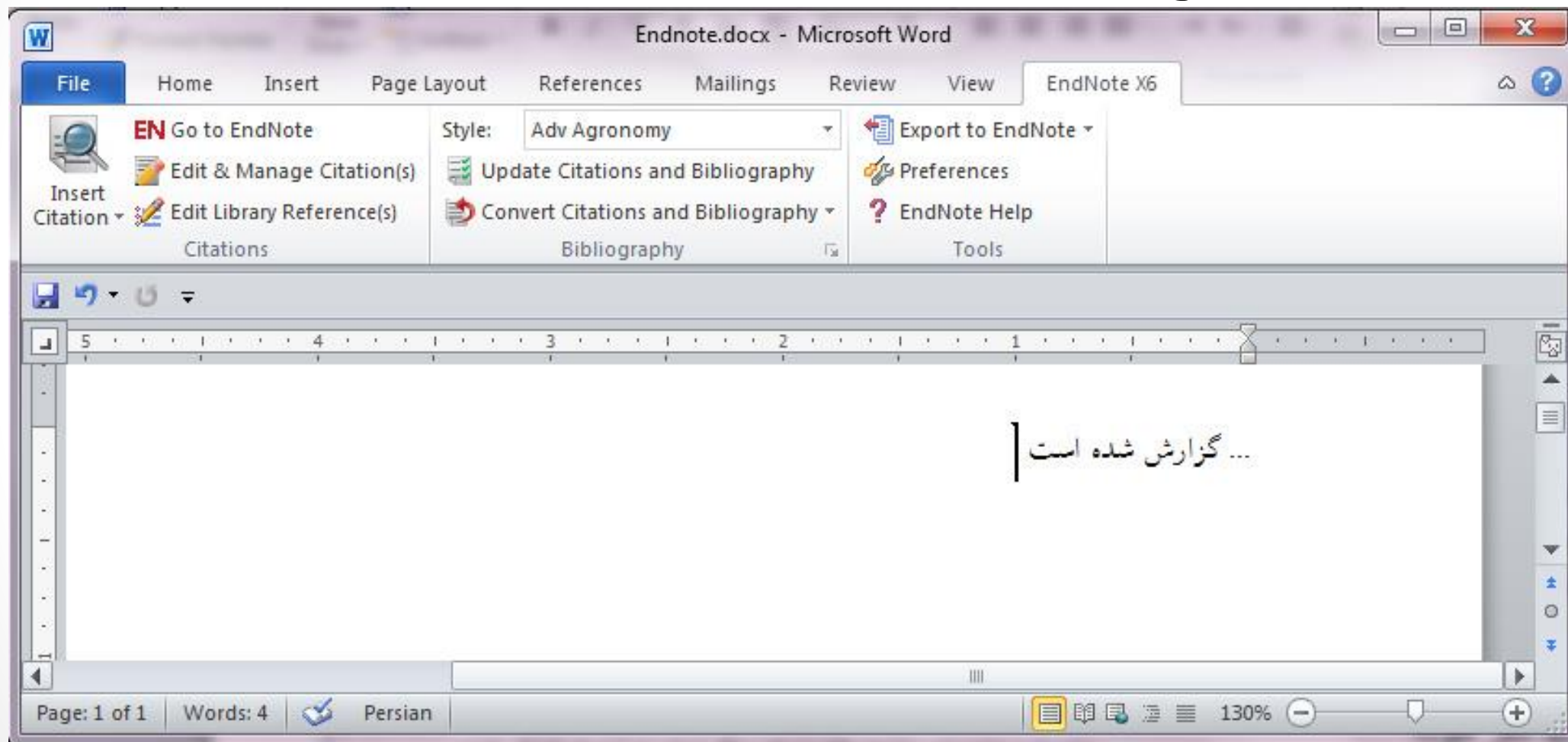
## • نکته:

بعد از ذخیره منابع در اندنوت، مرور و ویرایش رفرنسها ضروری است تا ایرادات احتمالی موجود در آنها اصلاح شود. زیرا گاهی بعضی لغات علمی در عنوان ایتالیک نشده اند یا ممکن است همه کلمات یک عنوان با حرف بزرگ شروع شده باشند و یا ایرادات دیگری وجود داشته باشد.

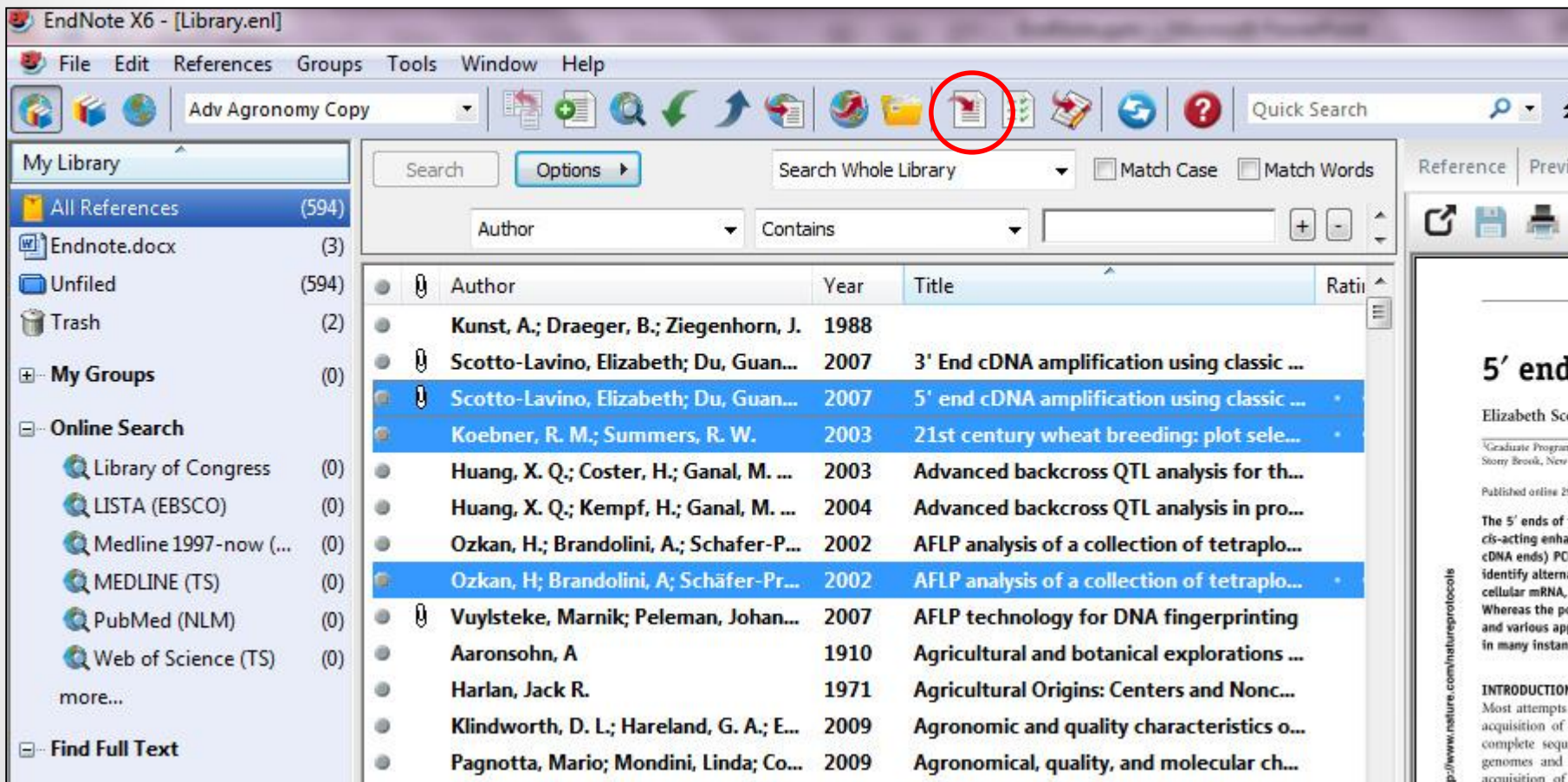


# نحوه ورود منابع از طریق EndNote به Word

- برای وارد کردن منابع به Word، ابتدا باید مقاله یا پایان نامه نوشته شده خود را باز نمایید. مکان نما را درجایی قرار دهید که منبع باید ذکر شود، مثلا در پایان جمله یا پاراگراف.



# نحوه ورود منابع از طریق EndNote به Word



منبع یا منابع مورد نظر را انتخاب نمایید و سپس به برنامه Word برگردید.

**Ctrl + Click for multiple citation**

- در قسمت Style، سبک‌های مختلفی وجود دارند که متناسب با مجله و یا پایان نامه خود باید آنها را انتخاب نمایید. البته این کار را در داخل برنامه EndNote هم می‌توانید انجام دهید ولی تا زمانی که سبک مورد نظر را در Word انتخاب نکنید، تغییرات اعمال نخواهند شد

EndNote X6 Find & Insert My References

Substitution line Find

Author	Year	Title
Elias	1996	Evaluation of lines derived from wild emmer chromosome substitutions. II. Agronomic traits
Hu	2011	Molecular cytogenetic identification of a new wheat-Thinopyrum substitution line with stripe rust resi
Landjeva	2012	Molecular cytogenetic identification of a wheat-Aegilops geniculata Roth spontaneous chromosome s
Zhang	2009	Genetic Behavior of 2Ai-2 Chromosome in Thinopyrum intermedium-Wheat Substitution Lines

Reference Type: Journal Article  
 Record Number: 1639  
 Author: Elias, E. M., Steiger, K. D., Cantrell, R. G.  
 Year: 1996  
 Title: Evaluation of lines derived from wild emmer chromosome substitutions. II. Agronomic traits  
 Journal: Crop Science

Library: Students.enl

Insert Cancel Help

4 items in list

File Home Insert Page Layout References Mailings Review View EndNote

EN Go to EndNote

Style: Adv Agronomy Copy

Export to EndNote

Update Citations and Bibliography

Convert Citations and Bibliography

EndNote Help

Insert Citation

Edit & Manage Citation(s)

Edit Library Reference(s)

Find Citation...

Insert Note

Insert Selected Citation(s)

Find Figure...

Bibliography Tools

... گزارش شده است (Colmer et al., 2006; Fedak et al., 2003)

Colmer, T. D., Flowers, T. J., and Munns, R. (2006). Use of wild relatives to improve salt tolerance in wheat. *Journal of Experimental Botany* **57**, 1059-78.

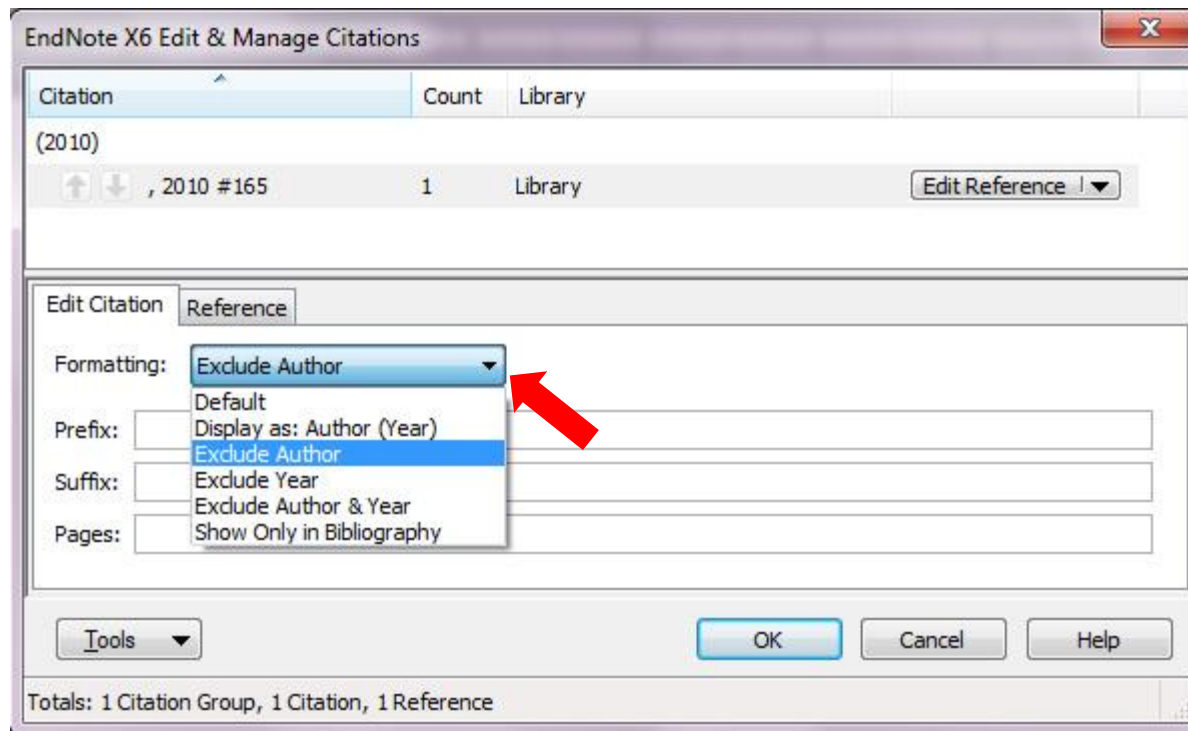
Fedak, G., Han, F., Cao, W., Burvill, M., Kriteno, S., and Wang, L. (2003). Identification and characterization of novel sources of resistance to Fusarium head blight. In Proceedings of the 10th International Wheat Genetics Symposium. Vol. 1. Paestum, Italy, September 1-6, 2003. pp 354-356.

# حذف نویسنده یا سال در یک ارجاع

- همانگونه که در مثال زیر مشاهده می شود، گاهی لازم است نام نویسنده یا سال در داخل متن حذف شود. برای این منظور می توان به مسیر **Edit & Manage Citation(s)...** در EndNote X6 در Word مراجعه کرد.

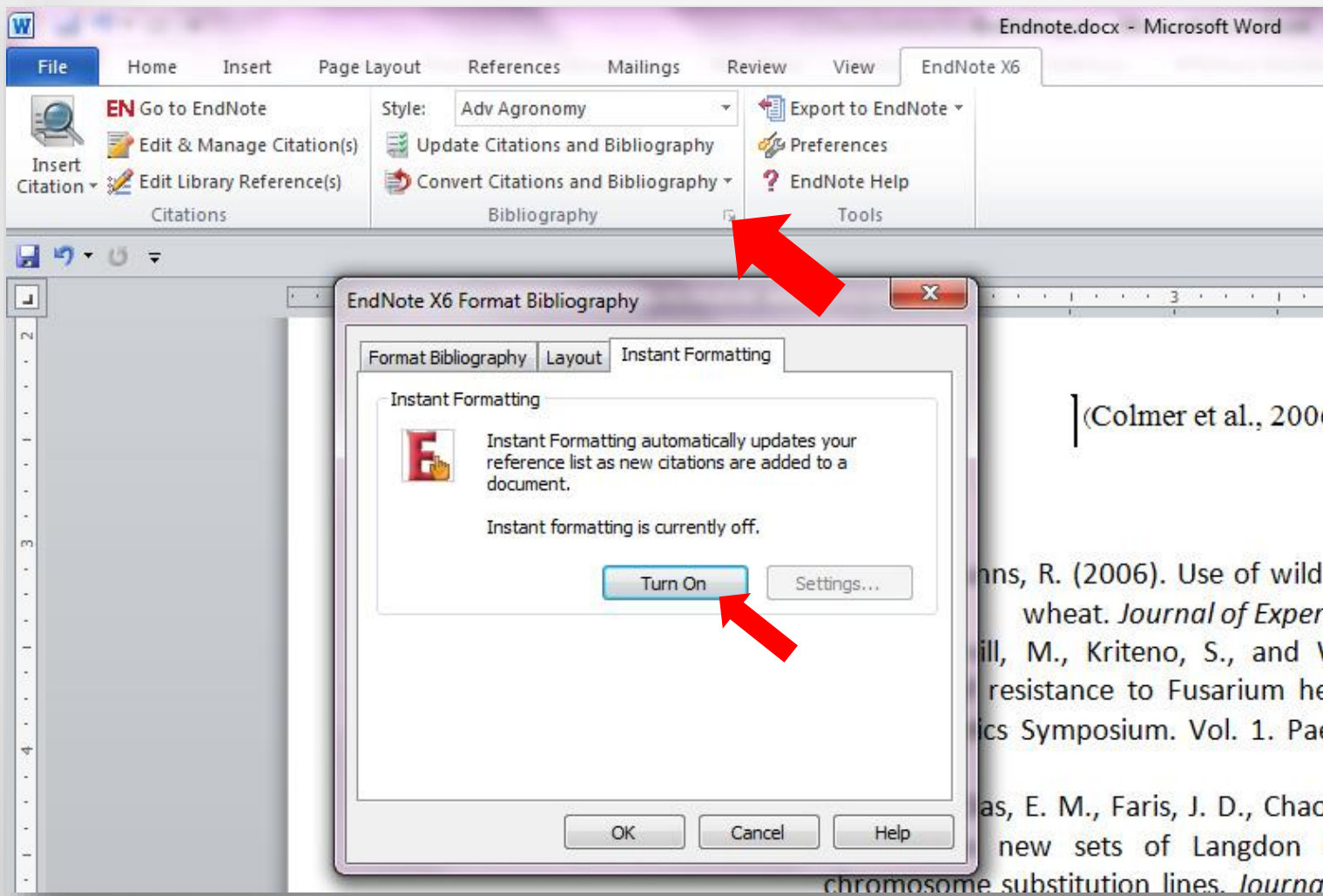
... این روش برای اولین بار توسط وانگ و همکاران (۲۰۱۰) معرفی شد.

Wang, R. R., Larson, S. R., and Jensen, K. B. (2010). Analyses of *Thinopyrum bessarabicum*, *T. elongatum*, and *T. junceum* chromosomes using EST-SSR markers. *Genome* 53, 1083-9.



# نحوه ورود منابع از طریق EndNote به Word

- اگر نمی خواهید هر بار پس از اضافه کردن رفرنس جدید در متن لیست منابع به روز شود، گزینه مربوطه را در مسیر Endnote X6 > Bibliography > Instant formating خاموش کنید.



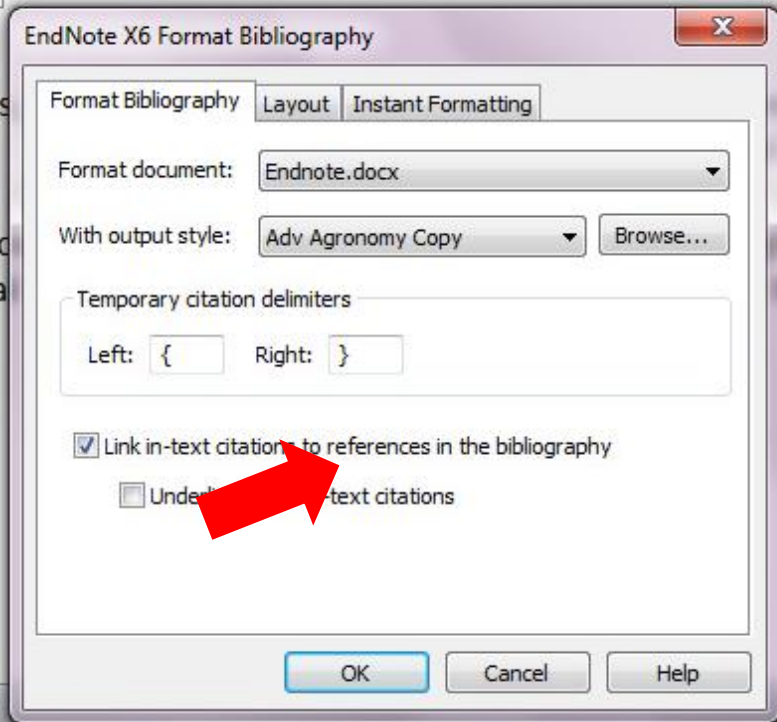
- در پنجره Endnote X6 > Bibliography همچنین مواردی چون فاصله و میزان تو رفتگی رفرنس ها را در قسمت Layout می توان تعریف کرد.

در صورت استفاده از فورمت اسم-سال، اگر ارجاعات به صورت زیر در آخرین سمی کالن مشکل داشت، به مسیر Endnote X6 > Bibliography رفته و تیک مربوط به لینک را در تب Format Bibliography بردارید.

... گزارش شده است (Colmer et al., 2006; Fedak et al., 2003)

Colmer, T. D., Flowers  
Fedak, G., Han, F.,  
characterization of no  
the 10th International

to improve salt tolerance in  
*Botany* **57**, 1059-78.  
(2003). Identification and  
t. In Proceedings of  
taly, September 1-6,  
2003. pp 354-356.



EndNote X6 Format Bibliography

Format Bibliography | Layout | Instant Formatting

Format document: Endnote.docx

With output style: Adv Agronomy Copy | Browse...

Temporary citation delimiters

Left: { | Right: }

Link in-text citations to references in the bibliography

Underline in-text citations

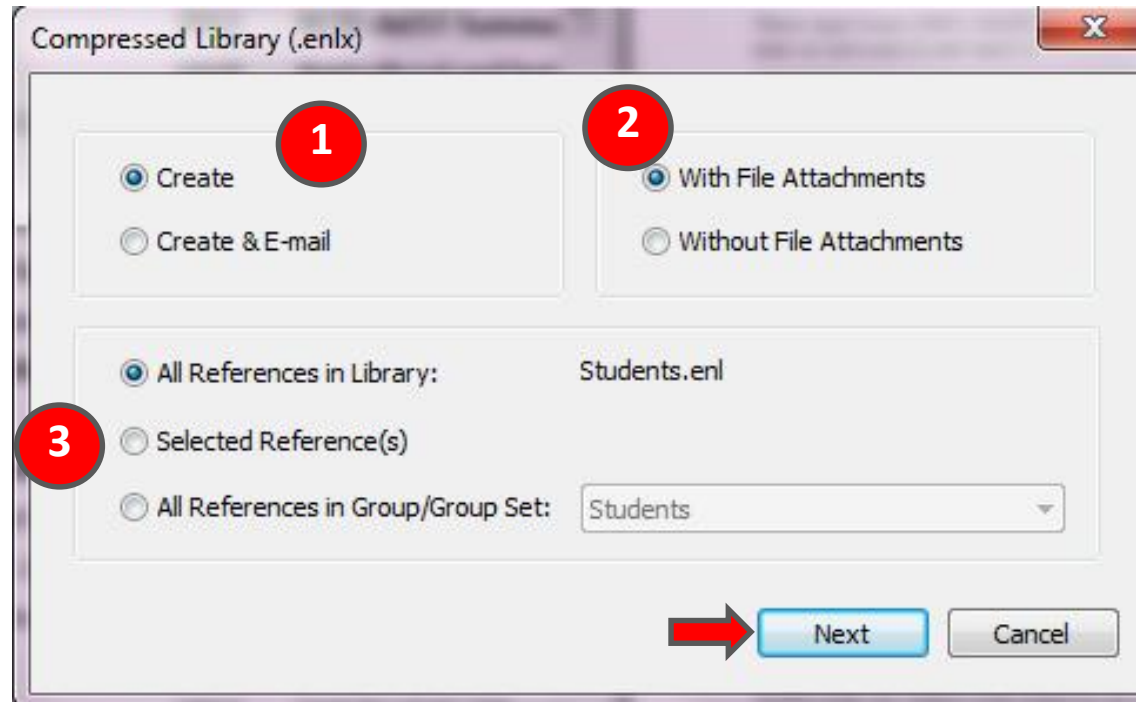
OK | Cancel | Help

- بعد از انتخاب گزینه دوم، در پنجره باز شده، نام و محل ذخیره شدن Library خود را انتخاب نموده و بر روی دکمه SAVE کلیک کنید.
- شما همچنین می‌توانید برای ایجاد Library جدید از منوی File/ New واقع در نوار ابزار بالای برنامه EndNote هم استفاده نمایید.
- برای ذخیره Library در قالب یک فایل فشرده از مسیر **File > Compressed library (.enlx) ...** استفاده کنید

فایل معمولی EndNote:



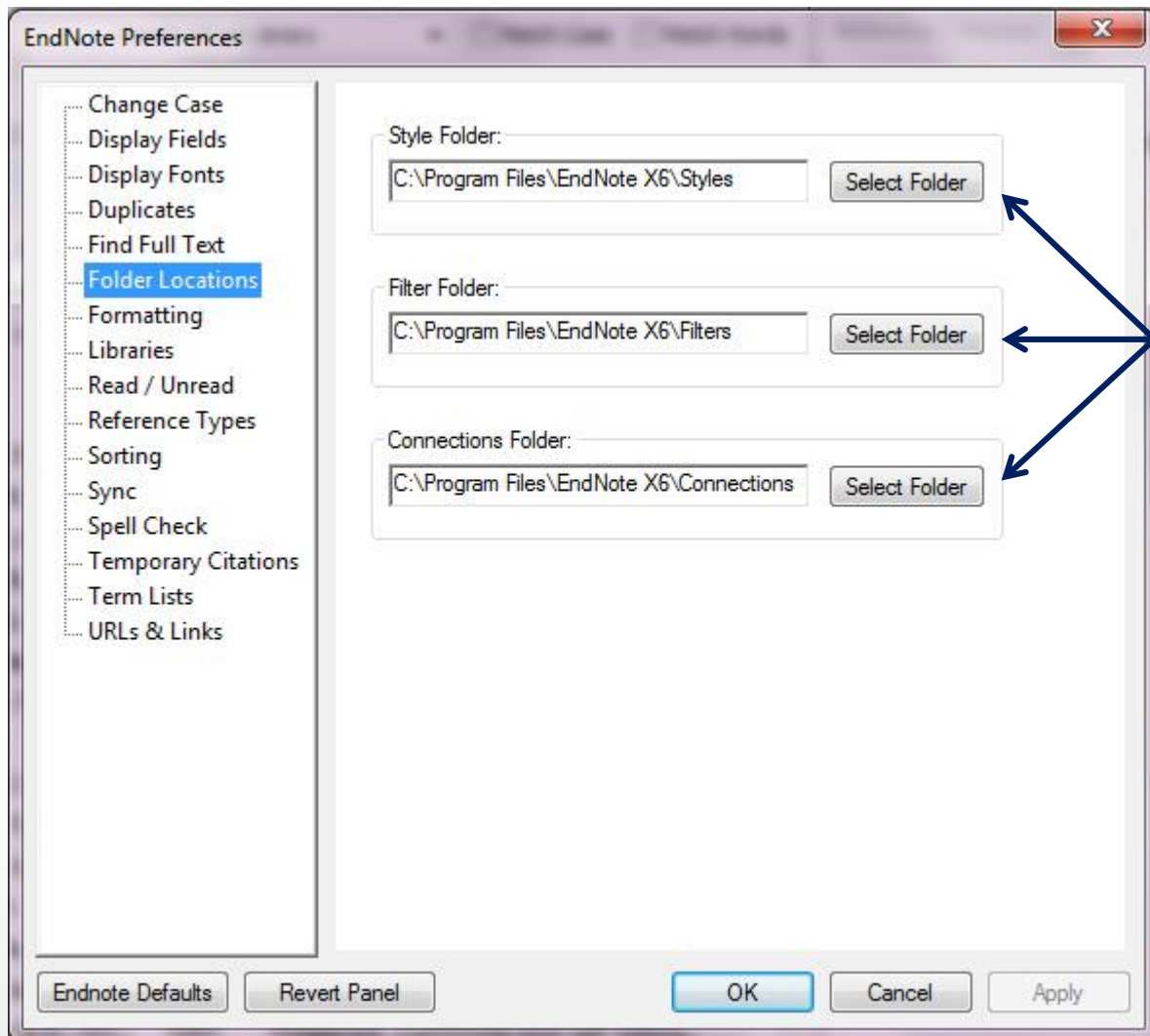
Library.enl



فایل فشرده EndNote:



Library.enlx

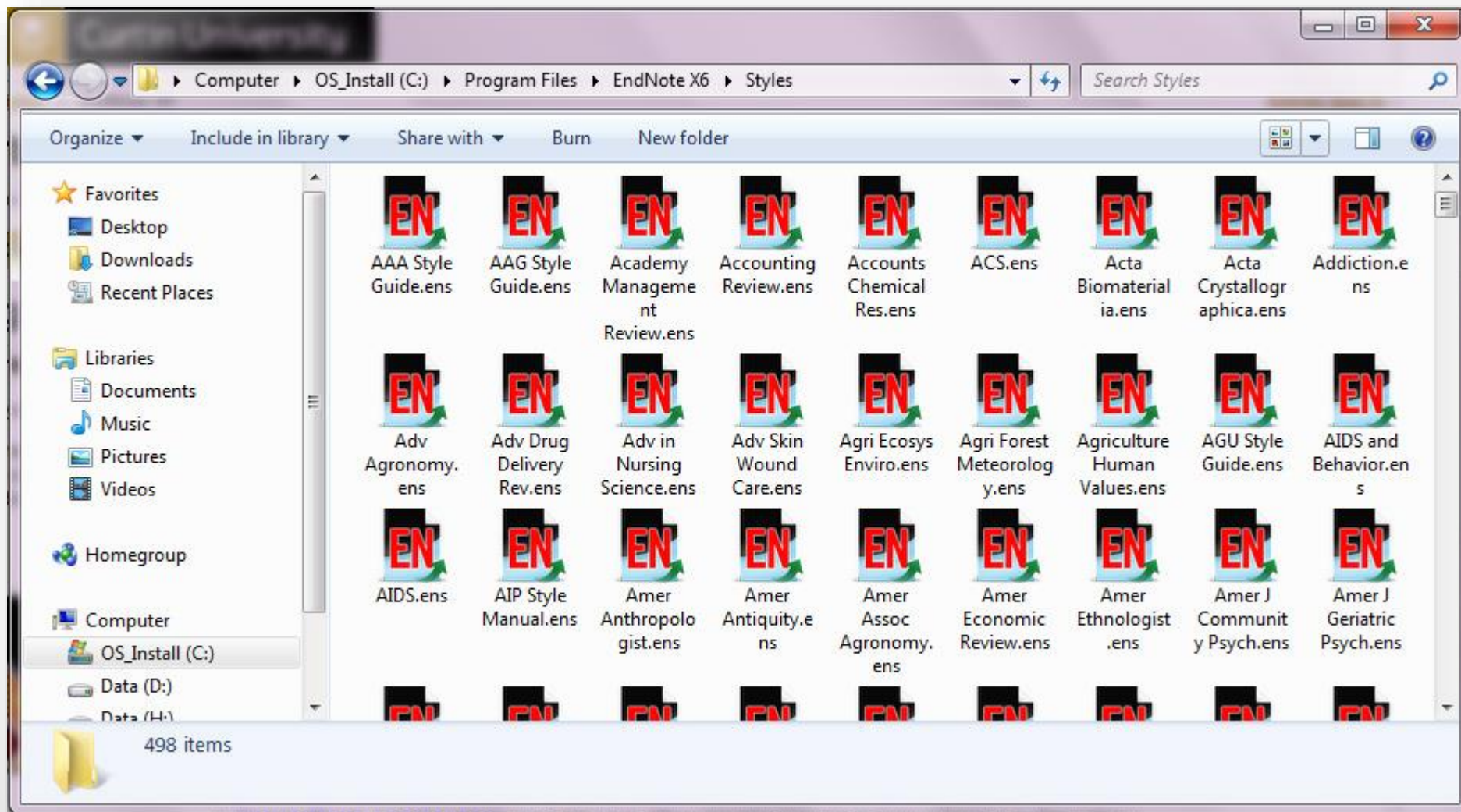


برای تغییر مسیر ذخیره  
استایلها و فیلترها  
Edit > Preferences





# ایجاد یا ویرایش Style



# ایجاد یا ویرایش Style

## Instructions to Authors:

Figures

Tables

Citations

References


...

# ایجاد یا ویرایش Style

برای ایجاد یک استایل بهتر است یکی از Style های موجود که با سبک مورد نظر بیشترین مطابقت را دارد را انتخاب و ویرایش کنید. برای پیدا کردن استایل مورد نظر می توانید به مسیر Help > Web Styles Finder ... در برنامه رفته یا به آدرس زیر مراجعه کنید.

<http://www.endnote.com/support/enstyles.asp>


**ENDNOTE OFFERS MORE THAN 5,000 BIBLIOGRAPHIC STYLES**

 Download an archive of all available styles.

Click the column heads in the table below to sort all styles by style name, citation style, discipline, or date.

USE THE STYLE FINDER BELOW TO SEARCH FOR A STYLE NAME AND/OR CITATION STYLE AND/OR PUBLISHER.

Style or Journal Name: Starts with

Citation Style: Is one of  - Any - 

Publisher: Contains

Style or Journal Name	Citation Style	Discipline	Date	
Lancet	Superscripted Number	Medicine	2013-05-23	<input type="button" value="DOWNLOAD"/>
Molecular Ecology Resources	Author-Year	Ecology	2013-05-16	<input type="button" value="DOWNLOAD"/>
Molecular Ecology	Author-Year	Ecology	2013-05-16	<input type="button" value="DOWNLOAD"/>
Regional Anesthesia and Pain Medicine	Superscripted Number	Anesthesiology	2013-05-16	<input type="button" value="DOWNLOAD"/>

**USE OF DOWNLOADED FILES**

EndNote output styles are provided solely for use by licensed owners of EndNote and with the EndNote product. By downloading EndNote Styles, Filters, Connections, Templates and Updates you automatically agree to the terms of use.

**INSTALLING INDIVIDUAL STYLES**

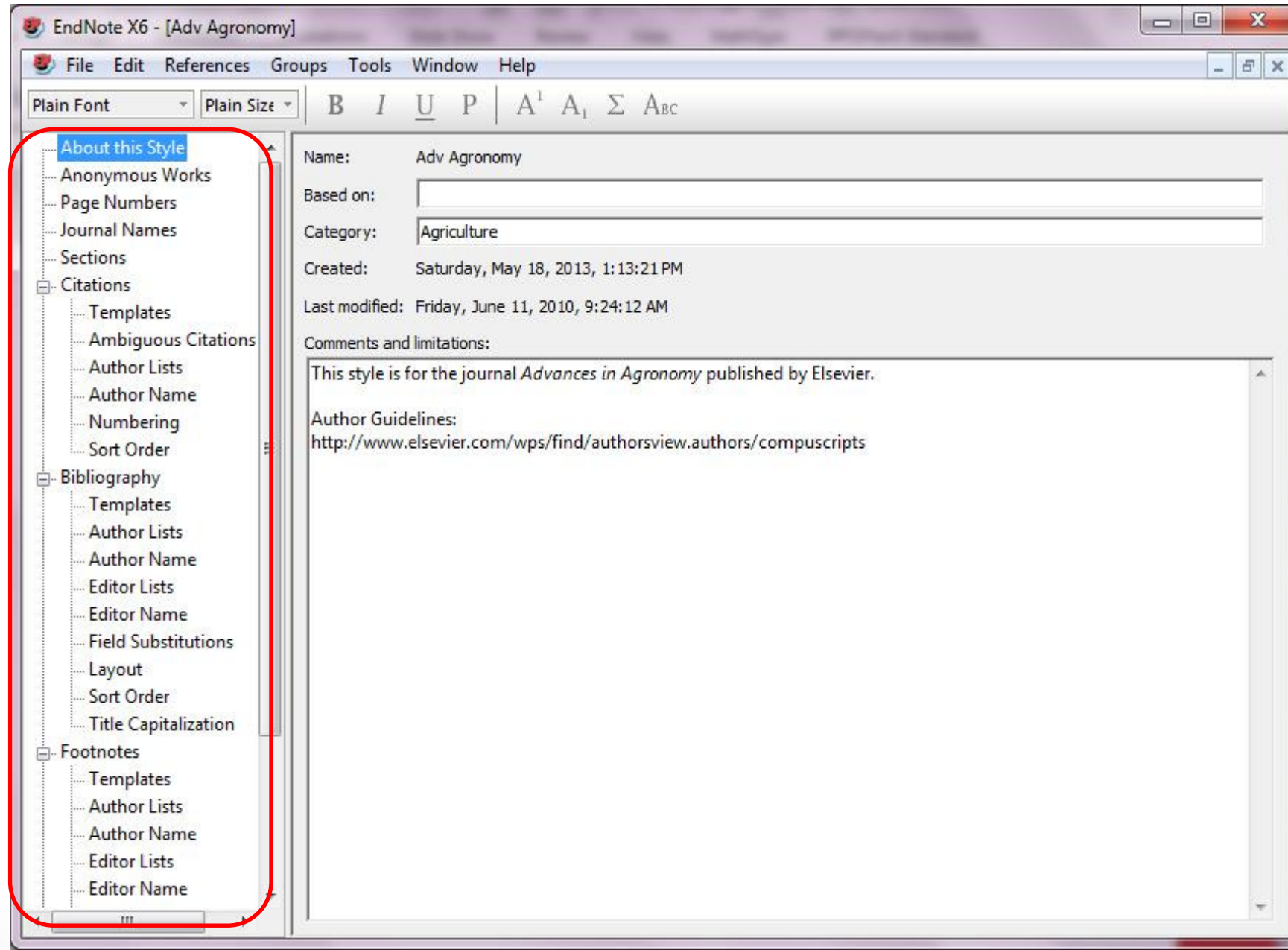
1. Download the style you want to install.
2. Double-click the style file. It should open in EndNote.
3. In EndNote, go to "File Menu" and choose "Save As". Replace the word "copy" with your style's name and click "Save".

# ایجاد یا ویرایش Style

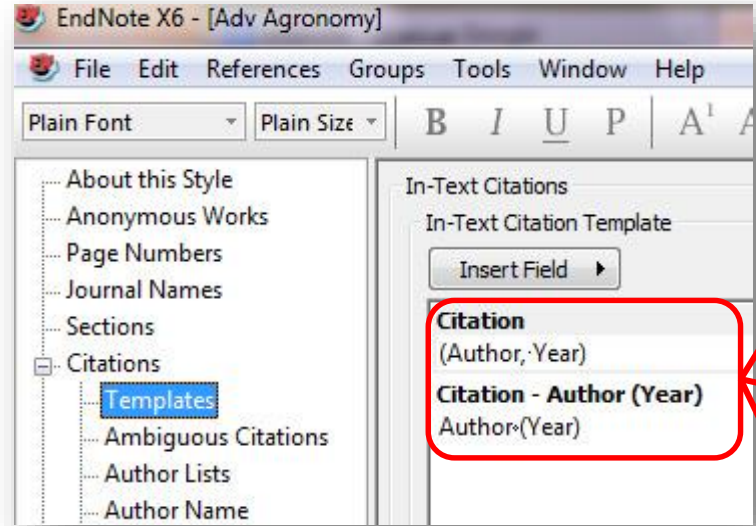
The screenshot displays the EndNote X6 software interface. The 'Style' menu is open, showing various citation styles such as 'Adv Agronomy', 'Amer J Pathology', 'APA 6th', 'Author-Date', 'Bioscience', 'Chicago 16th A', 'Cytologia Copy', 'Farsi-2012', 'Farsi-2012 Copy', 'MHRA', 'Numbered', 'Numbered Copy', 'Personnel Psychology', 'Personnel Psychology Copy', 'Plant Breeding', 'PLoS', 'Show All Fields', 'Turabian Bibliography', and 'Vancouver'. The 'Adv Agronomy' style is currently selected. In the background, a reference list is visible with columns for Author, Year, and Title. The right pane shows a preview of a PDF document titled 'Characterization of a wheat-Thinopyrum bessarabicum (T2JS-2BS-2BL) translocation line'.

Author	Year	Title
Friebe, B.; Endo, T. R.	1991	Standard karyotype and nomenclature ...
...	1973	Visual quantification of wheat develop...
...	2011	Molecular cytogenetic identification of...

# ایجاد یا ویرایش Style



- About this Style
- Anonymous Works
- Page Numbers
- Journal Names
- Sections
- Citations
  - Templates**
  - Ambiguous Citations
  - Author Lists
  - Author Name
  - Numbering
  - Sort Order
- Bibliography
  - Templates
  - Author Lists
  - Author Name
  - Editor Lists
  - Editor Name
  - Field Substitutions
  - Layout
  - Sort Order
  - Title Capitalization
- Footnotes
  - Templates
  - Author Lists
  - Author Name
  - Editor Lists
  - Editor Name
  - Field Substitutions
  - Repeated Citations
  - Title Capitalization
- Figures & Tables
  - Figures
  - Tables
  - Separation & Punctuation



**Citation**  
(Author, Year)  
**Citation - Author (Year)**  
Author (Year)

اسم و سال (Author-)  
(Year)

**Citation**  
[Bibliography Number]  
**Citation - Author (Year)**  
Author [Bibliography Number]

شماره (Non-) superscripted  
(Number)

**Citation**  
Bibliography Number  
**Citation - Author (Year)**  
Author<sup>Bibliography Number</sup>

شماره superscripted )  
(Number)

# Ambiguous citations: two references with the same author and year

- About this Style
- Anonymous Works
- Page Numbers
- Journal Names
- Sections
- Citations
  - Templates
  - Ambiguous Citations
  - Author Lists
  - Author Name
  - Numbering
  - Sort Order
- Bibliography
  - Templates
  - Author Lists
  - Author Name
  - Editor Lists
  - Editor Name
  - Field Substitutions
  - Layout
  - Sort Order
  - Title Capitalization
- Footnotes
  - Templates
  - Author Lists
  - Author Name
  - Editor Lists
  - Editor Name
  - Field Substitutions
  - Repeated Citations
  - Title Capitalization
- Figures & Tables
  - Figures
  - Tables
  - Separation & Punctuation

To Differentiate Ambiguous Citations:

- Include the author initials or full name in citation  
Name format: Full Names
- Add more authors until the citation is unique
- Add the title for different works by the same author  
Title format: Full Title
- Add a letter after the year  
Letter format: 2000a, b  
2000a, b  
2000a, 2000b

## Example:

(Miller 2000a, b)

or

(Miller 2000a, 2000b)

# Author Lists: to control how many author names will appear in the citation

- About this Style
- Anonymous Works
- Page Numbers
- Journal Names
- Sections
- Citations
  - Templates
  - Ambiguous Citations
  - Author Lists
  - Author Name
  - Numbering
  - Sort Order
- Bibliography
  - Templates
  - Author Lists
  - Author Name
  - Editor Lists
  - Editor Name
  - Field Substitutions
  - Layout
  - Sort Order
  - Title Capitalization
- Footnotes
  - Templates
  - Author Lists
  - Author Name
  - Editor Lists
  - Editor Name
  - Field Substitutions
  - Repeated Citations
  - Title Capitalization
- Figures & Tables
  - Figures
  - Tables
  - Separation & Punctuation

Author Separators

Number of Authors	between	before last	before last in format: Author (Year)
1 to 100	,	and	and
100 to 100	,	and	and

Abbreviated Author List - First Appearance

List all author names

If 3 or more authors, list the first 1 author(s)

and abbreviate with: et al.  Italic

Abbreviated Author List - Subsequent Appearances

List all author names

If 3 or more authors, list the first 1 author(s)

and abbreviate with: et al.  Italic



# Author Name: how the authors' names will appear within the formatted citation

- About this Style
- Anonymous Works
- Page Numbers
- Journal Names
- Sections
- Citations
  - Templates
  - Ambiguous Citations
  - Author Lists
  - Author Name**
  - Numbering
  - Sort Order
- Bibliography
  - Templates
  - Author Lists
  - Author Name
  - Editor Lists
  - Editor Name
  - Field Substitutions
  - Layout
  - Sort Order
  - Title Capitalization
- Footnotes
  - Templates
  - Author Lists
  - Author Name
  - Editor Lists
  - Editor Name
  - Field Substitutions
  - Repeated Citations
  - Title Capitalization
- Figures & Tables
  - Figures
  - Tables
  - Separation & Punctuation

**Name Format**

First author: Jane Smith

Other authors: John Doe

Capitalization: As Is

Initials: Last Name Only

Use initials only for primary authors with the same name

**Consecutive Citations by the Same Author**

Omit repeated authors (e.g. Smith 1999, 2000)

Separate these citations with:

Don't omit authors from citations that have suffixes

**Numbering:** If you are using a numbered style you can set options for how number ranges will be handled here.

- About this Style
- Anonymous Works
- Page Numbers
- Journal Names
- Sections
- Citations
  - Templates
  - Ambiguous Citations
  - Author Lists
  - Author Name
  - Numbering**
  - Sort Order
- Bibliography
  - Templates
  - Author Lists
  - Author Name
  - Editor Lists
  - Editor Name
  - Field Substitutions
  - Layout
  - Sort Order
  - Title Capitalization
- Footnotes
  - Templates
  - Author Lists
  - Author Name
  - Editor Lists
  - Editor Name
  - Field Substitutions
  - Repeated Citations
  - Title Capitalization
- Figures & Tables
  - Figures
  - Tables
  - Separation & Punctuation

All References

Use ranges for consecutive citations (e.g. 1-3 or 1a-f)

Grouped References

Use one number for references cited together

Separate in bibliography with: ;

Composite Citations

Use letters to separate grouped references

Present letters in: Lowercase

In-text

Letter format: (1a, 1b), (1a, 1b, 2a-c)

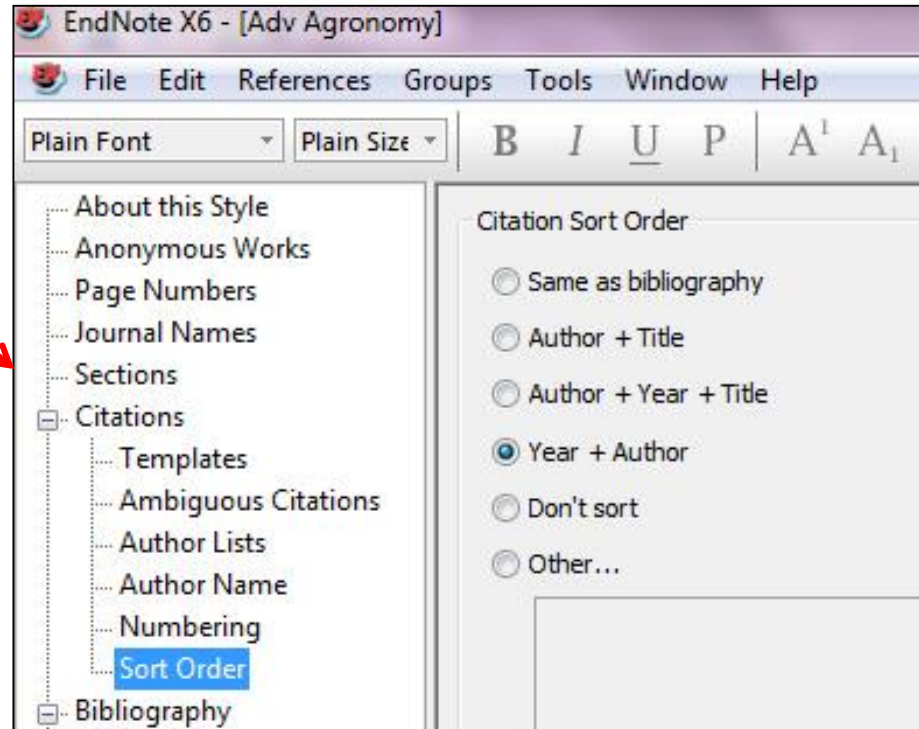
Bibliography

Precede by:

Follow by:

**Sort order:** If more than one reference is cited together in the text, how their order should be.

- About this Style
- Anonymous Works
- Page Numbers
- Journal Names
- Sections
- Citations
  - Templates
  - Ambiguous Citations
  - Author Lists
  - Author Name
  - Numbering
  - Sort Order
- Bibliography
  - Templates
  - Author Lists
  - Author Name
  - Editor Lists
  - Editor Name
  - Field Substitutions
  - Layout
  - Sort Order
  - Title Capitalization
- Footnotes
  - Templates
  - Author Lists
  - Author Name
  - Editor Lists
  - Editor Name
  - Field Substitutions
  - Repeated Citations
  - Title Capitalization
- Figures & Tables
  - Figures
  - Tables
  - Separation & Punctuation



- ... About this Style
- ... Anonymous Works
- ... Page Numbers
- ... Journal Names
- ... Sections
- [-] Citations
  - ... Templates
  - ... Ambiguous Citations
  - ... Author Lists
  - ... Author Name
  - ... Numbering
  - ... Sort Order
- [+] Bibliography
  - ... Templates
  - ... Author Lists
  - ... Author Name
  - ... Editor Lists
  - ... Editor Name
  - ... Field Substitutions
  - ... Layout
  - ... Sort Order
  - ... Title Capitalization
- [-] Footnotes
  - ... Templates
  - ... Author Lists
  - ... Author Name
  - ... Editor Lists
  - ... Editor Name
  - ... Field Substitutions
  - ... Repeated Citations
  - ... Title Capitalization
- [-] Figures & Tables
  - ... Figures
  - ... Tables
  - ... Separation & Punctuation

## ***Bibliography section***

- Some options are controlled from the Format Bibliography command in Word, such as line and indentation spacing.

- ... About this Style
- ... Anonymous Works
- ... Page Numbers
- ... Journal Names
- ... Sections
- [-] Citations
  - ... Templates
  - ... Ambiguous Citations
  - ... Author Lists
  - ... Author Name
  - ... Numbering
  - ... Sort Order
- [-] Bibliography
  - ... Templates
  - ... Author Lists
  - ... Author Name
  - ... Editor Lists
  - ... Editor Name
  - ... Field Substitutions
  - ... Layout
  - ... Sort Order
  - ... Title Capitalization
- [-] Footnotes
  - ... Templates
  - ... Author Lists
  - ... Author Name
  - ... Editor Lists
  - ... Editor Name
  - ... Field Substitutions
  - ... Repeated Citations
  - ... Title Capitalization
- [-] Figures & Tables
  - ... Figures
  - ... Tables
  - ... Separation & Punctuation

# Templates

The bibliography template is the heart of the style. Here you can set the fields and their order which will be included for each reference type

examples of the reference types:

**Journal Article:** Grayhame, G. (1978). Territorial behaviour of male noble dragonets (*Draconis noblis*). *Journal of the Draconic Guild of the Realm of Faerie* **58**, 731-734.

**Book Section:** Magnus, A. G. (1959). The nature and physiology of the pituitary hormones of dragons. In *The endocrine system in dragons* (Faust, E., editor), pp. 404-422. Amber: Unicorn Press.

**Electronic Article:** Ambrosius, M., *et al.* (1023). Nesting behavior of the northern ice dragon. *Dragon Behavior*. doi: 10.002/db.1022.003.

These give us the information we need to create templates for a book section, a journal article, and an online electronic article, as seen below.

**Author list:** If more than one reference is cited together in the text, how their order should be.

- About this Style
- Anonymous Works
- Page Numbers
- Journal Names
- Sections
- Citations
  - Templates
  - Ambiguous Citations
  - Author Lists
  - Author Name
  - Numbering
  - Sort Order
- Bibliography
  - Templates
  - Author Lists
  - Author Name
  - Editor Lists
  - Editor Name
  - Field Substitutions
  - Layout
  - Sort Order
  - Title Capitalization
- Footnotes
  - Templates
  - Author Lists
  - Author Name
  - Editor Lists
  - Editor Name
  - Field Substitutions
  - Repeated Citations
  - Title Capitalization
- Figures & Tables
  - Figures
  - Tables
  - Separation & Punctuation

Author Separators

Number of Authors	between	before last
1 to 100	,	, and
100 to 100	,	, and

Abbreviated Author List

List all author names

If 100 or more authors, list the first 100 author(s)

and abbreviate with: , et al.  Italic

If eight or more authors, list the first 6 authors, insert: ... and add the last author's name

For Subsequent Works by the Same Author

Print the author list as defined above

Omit the author list

Replace repeated authors with: ---

# Author Name:

- About this Style
- Anonymous Works
- Page Numbers
- Journal Names
- Sections
- Citations
  - Templates
  - Ambiguous Citations
  - Author Lists
  - Author Name
  - Numbering
  - Sort Order
- Bibliography
  - Templates
  - Author Lists
  - Author Name
  - Editor Lists
  - Editor Name
  - Field Substitutions
  - Layout
  - Sort Order
  - Title Capitalization
- Footnotes
  - Templates
  - Author Lists
  - Author Name
  - Editor Lists
  - Editor Name
  - Field Substitutions
  - Repeated Citations
  - Title Capitalization
- Figures & Tables
  - Figures
  - Tables
  - Separation & Punctuation

Name Format

First author: Jane Smith

Other authors: John Doe

Capitalization: Normal

Initials: AB

Full Name

Last Name Only

A. B.

A.B.

A B

AB

**Layout:** To add special extra fields, punctuation, or text to the beginning or end of every reference.

- About this Style
- Anonymous Works
- Page Numbers
- Journal Names
- Sections
- Citations
  - Templates
  - Ambiguous Citations
  - Author Lists
  - Author Name
  - Numbering
  - Sort Order
- Bibliography
  - Templates
  - Author Lists
  - Author Name
  - Editor Lists
  - Editor Name
  - Field Substitutions
  - Layout**
  - Sort Order
  - Title Capitalization
- Footnotes
  - Templates
  - Author Lists
  - Author Name
  - Editor Lists
  - Editor Name
  - Field Substitutions
  - Repeated Citations
  - Title Capitalization
- Figures & Tables
  - Figures
  - Tables
  - Separation & Punctuation

Plain Font Plain Size B I U P A<sup>1</sup> A<sub>1</sub> Σ A<sub>BC</sub>

Start each reference with: Insert Field ▶

^Bibliography.Number |.

End each reference with: Insert Field ▶

Hanging Indent: All paragraphs ▼

- End of Paragraph
- Tab
- Forced Separation
- Link Adjacent Text
- Singular/Plural
- Reference Type
- Label
- Citation
- Bibliography Number
- Record Number



Some journals requires author mark references "of special interest.

**EndNote is *not* designed to insert author mark automatically.** The user will have to edit the citations and bibliography after formatting to add bullets.

Not surprisingly, evidence of polyploidy abounds in most other plant genomes that have been investigated in detail (Figure 1). Prominent examples include an ancient genome-doubling event in the common ancestor of the modern grasses [14<sup>•</sup>], as well as a more recent polyploidy in the maize lineage [15,16<sup>•</sup>,17]. Other more recent polyploidization events occurred in the ancestor of the solanaceous crops tomato and potato [17,18<sup>••</sup>], in the legumes *Glycine* (soybean) and *Medicago truncatula* [17,18<sup>••</sup>], and in a common ancestor of the cotton (*Gossypium*) genus [18<sup>••</sup>,19].

15. Messing J, Bharti AK, Karlowski WM, Gundlach H, Kim HR, Yu Y, Wei F, Fuks G, Soderlund CA, Mayer KFX *et al.*: **Sequence composition and genome organization of maize.** *Proc Natl Acad Sci USA* 2004, **101**:14349-14354.

16. Lai J, Ma J, Swigonova Z, Ramakrishna W, Linton E, Llaca V, Tanyolac B, Park Y-J, Jeong O-Y, Bennetzen JL *et al.*: **Gene loss and movement in the maize genome.** *Genome Res* 2004, **14**:1924-1931.

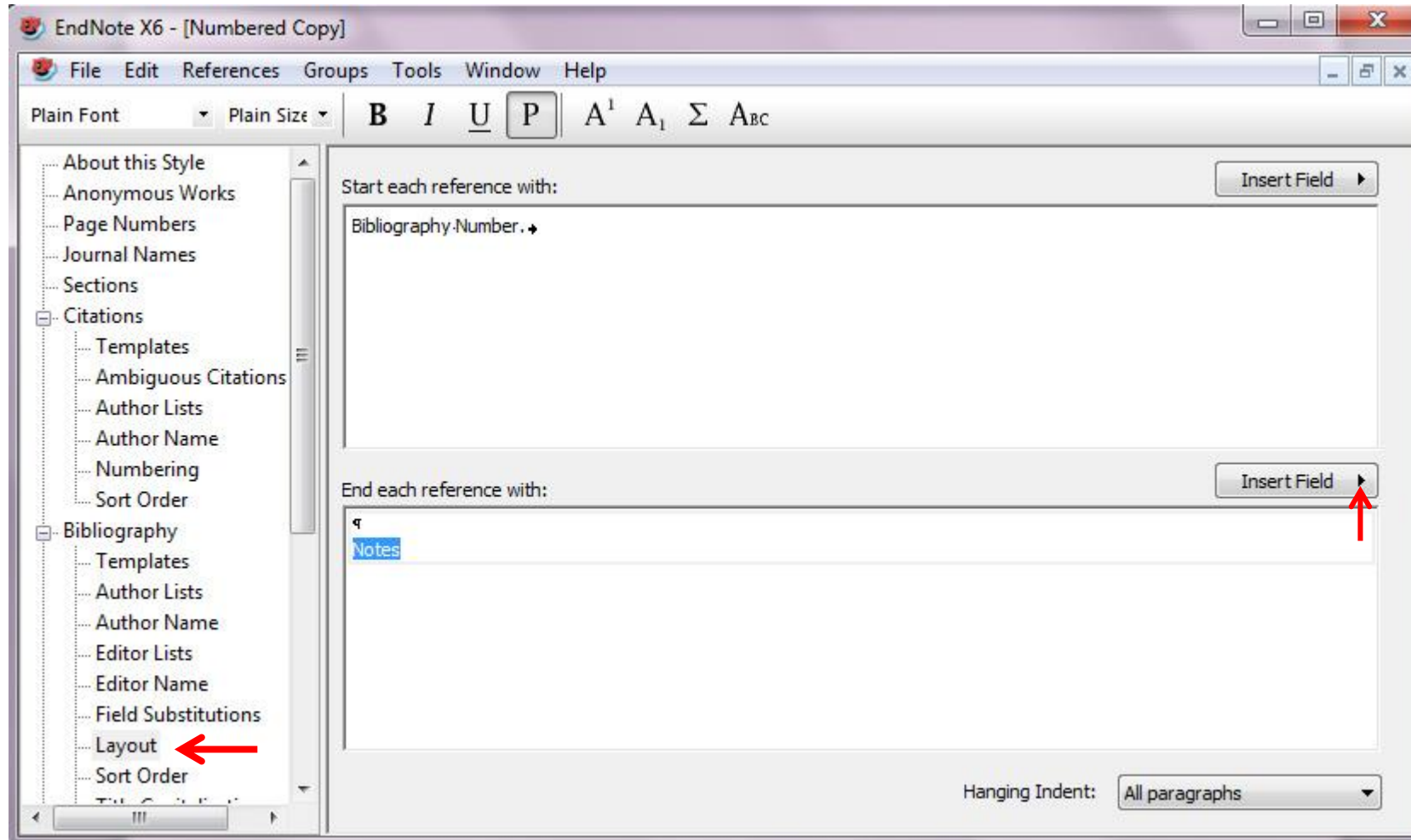
One of the key principles of polyploidy is its episodic and recurring nature over long evolutionary time-spans. Yet genomes do not just grow; they also contract via deletion of redundant genetic material. In this paper, the authors show how this process has occurred in the modern maize genome, which traces its ancestry to an allopolyploidy event but whose genome contains only residual gene duplications tracing to this event. See also [14<sup>•</sup>].

17. Schlueter J, Dixon P, Granger C, Grant D, Clark L, Doyle JJ, Shoemaker RC: **Mining EST databases to resolve evolutionary events in major crop species.** *Genome* 2004, **47**:868-876.

18. Blanc G, Wolfe KH: **Widespread paleopolyploidy in model plant species inferred from age distributions of duplicate genes.** *Plant Cell* 2004, **16**:1667-1678.

In this paper, Blanc and Wolfe provide evidence for widespread whole-genome duplications in nine of 14 species studied. This evidence is based on the distribution of synonymous substitution rates among nearest-neighbors in expressed sequence tag databases. The data reveal peaks in the frequency distributions of similarities against a background of duplications that have arisen by means other than polyploidy.

با این وجود می توان توضیحات مربوطه را در قسمت Notes به رفرنس های مورد نظر اضافه کرده و سپس برای اینکه در word، این توضیحات در زیر رفرنس مربوطه اضافه شوند، تنظیمات زیر را انجام داد.



**Sort Order:** options control how references in the bibliography will be sorted.

- About this Style
- Anonymous Works
- Page Numbers
- Journal Names
- Sections
- Citations
  - Templates
  - Ambiguous Citations
  - Author Lists
  - Author Name
  - Numbering
  - Sort Order
- Bibliography
  - Templates
  - Author Lists
  - Author Name
  - Editor Lists
  - Editor Name
  - Field Substitutions
  - Layout
  - Sort Order
  - Title Capitalization
- Footnotes
  - Templates
  - Author Lists
  - Author Name
  - Editor Lists
  - Editor Name
  - Field Substitutions
  - Repeated Citations
  - Title Capitalization
- Figures & Tables
  - Figures
  - Tables
  - Separation & Punctuation

Bibliography Sort Order

Order of appearance

Author + Title

Author + Year + Title

First Author + Year + Other Authors

First Author + # of Authors + Year

Other...

Sort edited works after original works by the same author

**Title Capitalization:** EndNote can change the capitalization of the title used in the reference.

- ... About this Style
- ... Anonymous Works
- ... Page Numbers
- ... Journal Names
- ... Sections
- [-] Citations
  - ... Templates
  - ... Ambiguous Citations
  - ... Author Lists
  - ... Author Name
  - ... Numbering
  - ... Sort Order
- [-] Bibliography
  - ... Templates
  - ... Author Lists
  - ... Author Name
  - ... Editor Lists
  - ... Editor Name
  - ... Field Substitutions
  - ... Layout
  - ... Sort Order
  - ... Title Capitalization
- [-] Footnotes
  - ... Templates
  - ... Author Lists
  - ... Author Name
  - ... Editor Lists
  - ... Editor Name
  - ... Field Substitutions
  - ... Repeated Citations
  - ... Title Capitalization
- [-] Figures & Tables
  - ... Figures
  - ... Tables
  - ... Separation & Punctuation

Title Capitalization

Leave titles as entered

Headline style capitalization

Sentence style capitalization

The **footnote** settings control how any reference that is inserted into a footnote will be formatted.

- About this Style
- Anonymous Works
- Page Numbers
- Journal Names
- Sections
- Citations
  - Templates
  - Ambiguous Citations
  - Author Lists
  - Author Name
  - Numbering
  - Sort Order
- Bibliography
  - Templates
  - Author Lists
  - Author Name
  - Editor Lists
  - Editor Name
  - Field Substitutions
  - Layout
  - Sort Order
  - Title Capitalization
- Footnotes
  - Templates
  - Author Lists
  - Author Name
  - Editor Lists
  - Editor Name
  - Field Substitutions
  - Repeated Citations
  - Title Capitalization
- Figures & Tables
  - Figures
  - Tables
  - Separation & Punctuation

Format citations in footnotes: Same as citations ▾

Include citations in bibliography Same as bibliography

Multiple Citation separator: , Same as citations

When using the short form, include the title field only when needed to disambiguate a citation

Using footnote format

Reference Types ▾

**Generic**

**Generic - Short form**

The **footnote** settings control how any reference that is inserted into a footnote will be formatted.

- About this Style
- Anonymous Works
- Page Numbers
- Journal Names
- Sections
- Citations
  - Templates
  - Ambiguous Citations
  - Author Lists
  - Author Name
  - Numbering
  - Sort Order
- Bibliography
  - Templates
  - Author Lists
  - Author Name
  - Editor Lists
  - Editor Name
  - Field Substitutions
  - Layout
  - Sort Order
  - Title Capitalization
- Footnotes
  - Templates
  - Author Lists
  - Author Name
  - Editor Lists
  - Editor Name
  - Field Substitutions
  - Repeated Citations
  - Title Capitalization
- Figures & Tables
  - Figures
  - Tables
  - Separation & Punctuation

Format citations in footnotes: Same as citations

Include citations in bibliography

Multiple Citation separator: ,

When using the short form, include the title field only when needed to disambiguate a citation

Reference Types ▾

**Generic**

**Generic - Short form**

# محتویات CD

- ۱ • نرم افزار EndNote X6
- ۲ • چند استایل تغییر یافته
- ۳ • فایل های آموزشی

Web: <http://www.endnote.com/>

# موفق باشيد